

BECOMING A MASTER'S DEGREE IN BIOLOGY

This survey was conducted from 21st December 2021 to 31st January 2022 toward 382 graduates (graduates from 2007, 2012, 2017, 2020 and 2021). The response rate is 50 %. The graduates have been surveyed respectively 15, 10, 5, 2 and 1 year after their graduation.

To ease the reading, results are shown in the order of the questions asked.

Finally, a summary of the data available is shown under point nr. 8.

1. The Master of Science Degree obtained

Name of the grade	Master BEC ^{a1} BEC-BEE ^{a2} BEC-CEE ^{a3} BEC-GEE ^{a4}	Master MB ^b	Master GBE/MLS ^c
Year of graduation	2007 + 2012 + 2017 + 2020 + 2021		
Number of responses	50	91	50

^{a1} Master BEC: Master of Science in Behaviour Evolution and Conservation

^{a2} Master BEC-BEE: Master of Science in Behaviour Evolution and Conservation, Behaviour, Economics and Evolution specialization

^{a3} Master BEC-CEE: Master of Science in Behaviour Evolution and Conservation, Computational Ecology and Evolution

^{a4} Master BEC-GEE: Master of Science in Behaviour Evolution and Conservation, Geosciences Ecology & Environment

^b Master MB: Master of Science in Medical Biology

^c Master GBE / MLS: Master of Science in "Génomique et Biologie Expérimentale" / Molecular Life Sciences

2. Current situation of the graduates

	Number	%
In employment	119	62
In training - PhD (38) - FAMH (1) - HEP – Master enseignement (2) - Other Master's Degree (Geomatics (1), Medicine (2), International Management (1) - Other (3)	48	25
Other (job hunting, training, internship, military, volunteer ...)	21	11
<i>No answer</i>	3	2
Number of responses	191	100

Lexique

FAMH: Foederatio Analyticorum

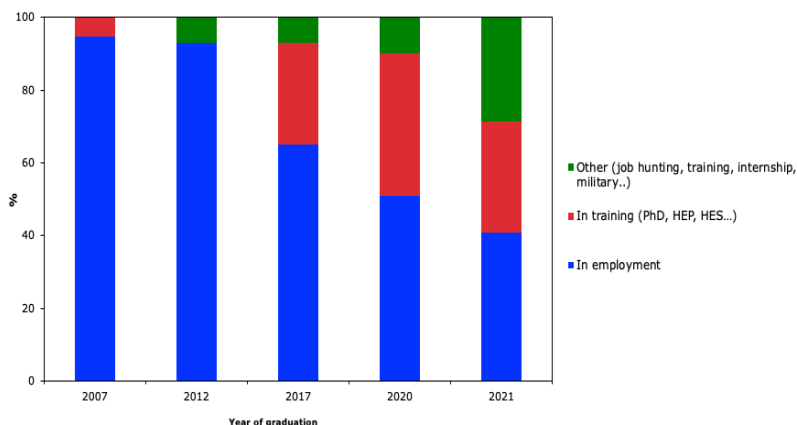
Medicinalium Helveticorum

HEP: Haute Ecole Pédagogique

PhD: Doctorat ès sciences de la vie

HES: Haute école spécialisée

3. Current situation of the graduates – per year



➔ The employability rate of graduates increases over the time.

4. Sector of activity in the current job of the graduates in biology

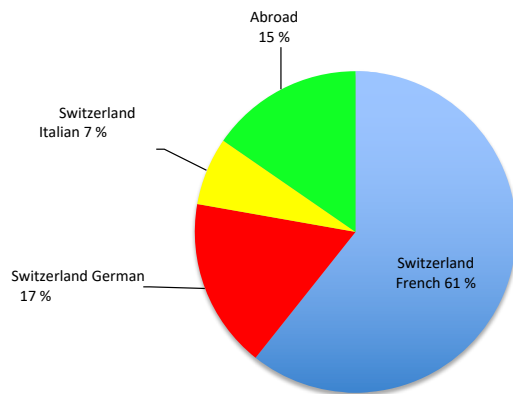
Business sector in the current job	Number	%
University (Uni, EPF) or University of Applied Sciences and Arts (HES)	16	13
Education : Secondary I and II level, specialized, school administration, social services	15	13
Private industry : biotech., food, pharmaceutical, chemistry	42	35
Private services : business, banks, insurance, tourism, IT, advertising, engineering and/or advice	11	9
Public services: Federal administration, "cantonale", "communale"	5	4
Information : newspapers, radios, TV	0	0
Health : hospital, pharmacy, hospital administration, analysis laboratory	13	11
Culture : library, documentation, archives, museum, monuments	2	2
Agronomy and forestry: farm, crop production, forestry sector ...	1	1
Associations - Organizations (professional associations, international/ cultural organization)	8	7
Other	6	5
	119	100

→ Most of the graduates in biology work in the area of Science.

5. Adequacy of the current position with the followed training

→ Of the 119 active graduates, 92 consider the position they hold to be in line with their training. (77% of satisfaction)

6. The workplace of the graduates

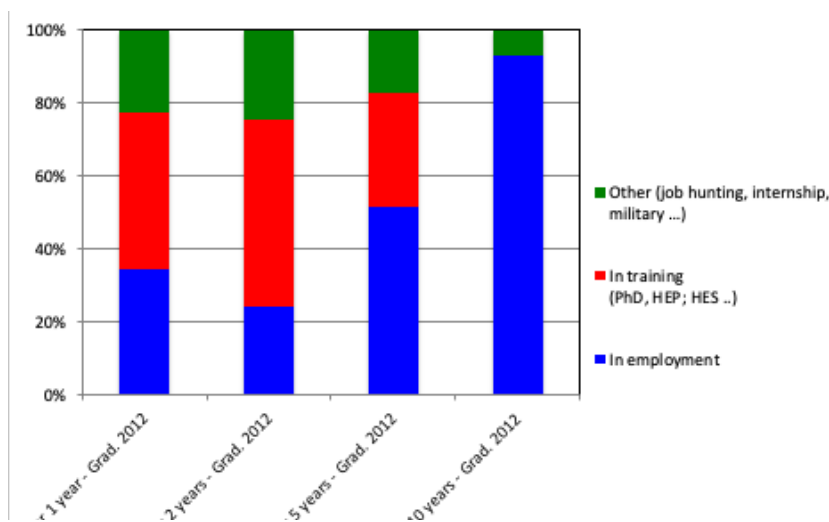


→ Most of the biologists (61%) who responded to the survey are employed in the French part of Switzerland.

7. Main language used by the graduates in their professional activities

	Number	%
English	54	45
French	44	37
German	9	8
Italian	5	4
Other	7	6

8. Summary of available data (Surveys 2012, 2013, 2016 and 2021)



The data collected over the 10 past years allows us to draw up a record of the professional situation of our graduates in 2012, one, two, five, and ten years after graduation.