

## BECOMING A MASTER'S DEGREE IN BIOLOGY

This survey was conducted from 18<sup>th</sup> December 2023 to 30<sup>th</sup> January 2024 toward 493 graduates (graduates from 2009, 2014, 2019, 2022 & 2023). The response rate is 60 %. The graduates have been surveyed respectively 15, 10, 5, 2 and 1 year after their graduation.

To ease the reading, results are shown in the order of the questions asked.

Finally, a summary of the data available is shown under point nr. 8.

### 1. The Master of Science Degree obtained

Name of the grade	Master BEC <sup>a1</sup> BEC-BEE <sup>a2</sup> BEC-CEE <sup>a3</sup> BEC-GEE <sup>a4</sup>	Master MB <sup>b</sup>	Master GBE/MLS <sup>c</sup>
Year of graduation	2009 + 2014 + 2019 + 2022 + 2024		
Number of responses	73	140	81

<sup>a1</sup> Master BEC: Master of Science in Behaviour Evolution and Conservation

<sup>a2</sup> Master BEC-BEE: Master of Science in Behaviour Evolution and Conservation, Behaviour, Economics and Evolution specialization

<sup>a3</sup> Master BEC-CEE: Master of Science in Behaviour Evolution and Conservation, Computational Ecology and Evolution

<sup>a4</sup> Master BEC-GEE: Master of Science in Behaviour Evolution and Conservation, Geosciences Ecology & Environment

<sup>b</sup> Master MB: Master of Science in Medical Biology

<sup>c</sup> Master GBE / MLS: Master of Science in "Génomique et Biologie Expérimentale" / Molecular Life Sciences

### 2. Current situation of the graduates

	Number	%
<b>In employment</b>	154	52
<b>In training</b> - PhD (73) - HEP – Master of teaching (4) - FAMH (1) - Master (Medicine, Management, Sciences) (3) - Other / no answer (3)	84	29
<b>Other (job hunting, training, internship, military, volunteer ...)</b>	56	19
<b>Number of responses</b>	<b>294</b>	<b>100</b>

#### Lexique

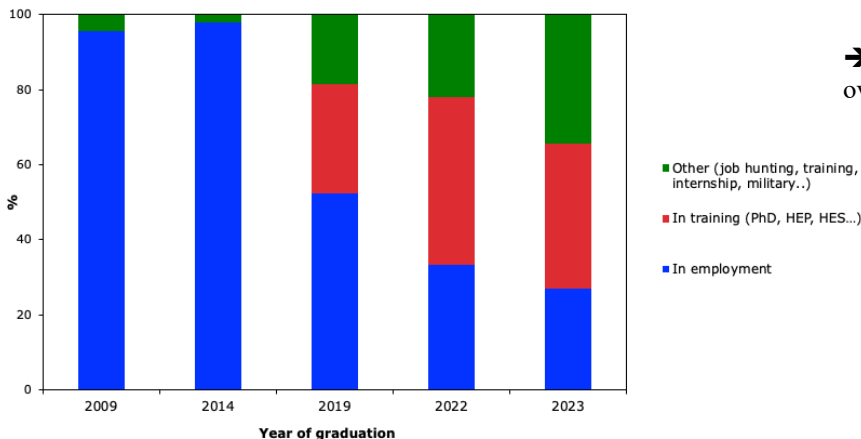
PhD : Doctorat ès sciences de la vie

HEP: Haute Ecole Pédagogique

FAMH : Foederatio Analyticorum

Medicinalium Helveticorum

### 3. Current situation of the graduates – per year



→ The employability rate of graduates increases over the time.

#### 4. Sector of activity in the current job of the graduates in biology

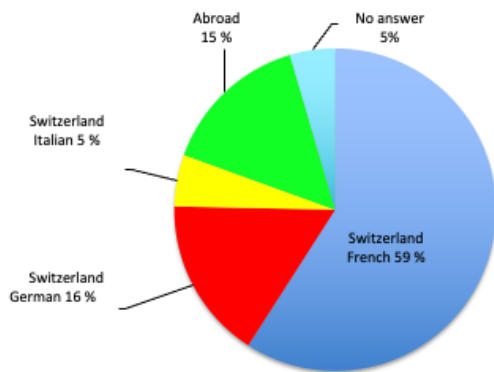
Business sector in the current job	Number	%
University (Uni, EPF) or University of Applied Sciences and Arts (HES)	29	19
Education : Secondary I and II level, specialized, school administration, social services	14	9
Education, psychology, social services (advice, orientation, mediation, social work...)	1	1
Private industry : biotech., food, pharmaceutical, chemistry	47	31
Private services : regulatory, business, banks, insurance, tourism, IT, advertising, engineering and/or advice	16	10
Public services: Federal administration, "cantonale", "communale"	16	10
Information : newspapers, radios, TV	0	0
Health : hospital, pharmacy, hospital administration, analysis laboratory	13	8
Culture : library, documentation, archives, museum, monuments	3	2
Agronomy and forestry: farm, crop production, forestry sector ...	0	0
Associations - Organizations (professional associations, international/ cultural organization)	10	6
Other	5	3
	154	100

➔ Most of the graduates in biology work in the area of science.

#### 5. Adequacy of the current position with the followed training

➔ Of the 154 active graduates, 118 consider the position they hold to be in line with their training. (77% of satisfaction)

#### 6. The workplace of the graduates

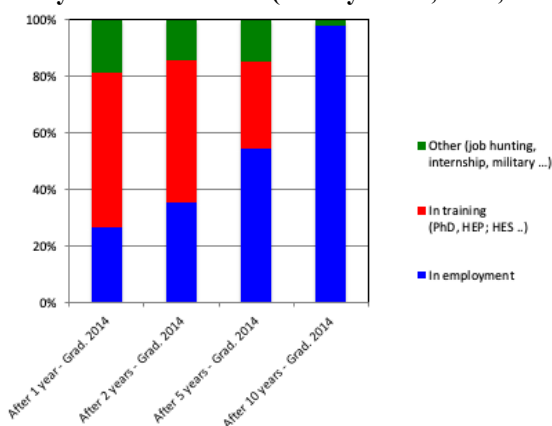


➔ Most of the biologists (59%) who responded to the survey are employed in the French part of Switzerland.

#### 7. Main language used by the graduates in their professional activities

	Number	%
French	55	36
English	77	50
German	8	5
Italian	6	4
No answer - other	8	5
	154	100

#### 8. Summary of available data (Surveys 2015, 2016, 2019 and 2024)



The data collected over the 10 past years allows us to draw up a record of the professional situation of our graduates in 2014, one, two, five, and ten years after graduation.